




SMCE-5032



FEATURES

- Surface mount ceramic enclosures
- High reliability seam welded package
- Conforms to AEC-Q200 (Optional)
- Wide frequency range
- RoHS Compliant and Pb Free

Electrical Specifications

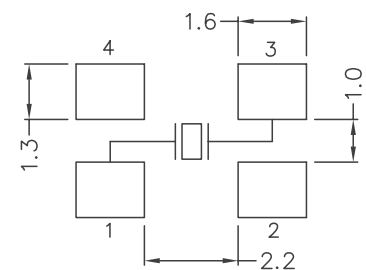
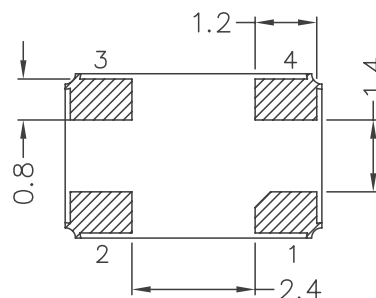
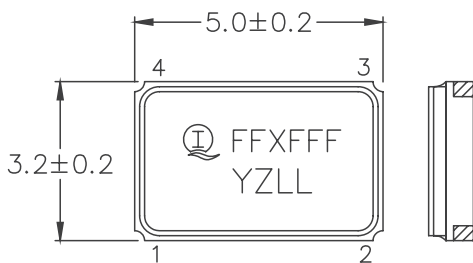
Parameters	Symbol	Specifications
Nominal Frequency Range 标称频率范围	f_0	8.0MHz ~ 156.25MHz
Frequency Tolerance, $T_a=25^\circ\text{C} \pm 3^\circ\text{C}$ 常温频率偏差	$\Delta f/f$	$\pm 10\text{ppm}, \pm 20\text{ppm}$
Load Capacitance 负载电容	C_L	18pF or specify
Frequency Tolerance over Operating Temperature Range 频率温度特性	$\Delta f/f$	$\pm 10\text{ppm}, \pm 20\text{ppm}, \pm 50\text{ppm}$ or specify
Operating Temperature Range 工作温度	T_{OPR}	$-20^\circ\text{C} \sim +70^\circ\text{C}, -40^\circ\text{C} \sim +85^\circ\text{C}, -40^\circ\text{C} \sim +125^\circ\text{C}$ or specify
Storage Temperature Range 储存温度	T_{STG}	$-55^\circ\text{C} \sim +125^\circ\text{C}$
Drive Level 激励功率	DL	100 μW Typ.
Shunt Capacitance 静态电容	C_0	7pF Max.
Insulation Resistance 绝缘电阻	IR	500M Ω Min.
Aging 老化率	Δf_A	$\pm 3\text{ppm/Year Max.}$

Equivalent Series Resistance (ESR) 串联谐振阻抗

Frequency Range	$8 < f_0 \leq 16$	$16 < f_0 \leq 25$	$25 < f_0 \leq 30$	$30 < f_0 \leq 54$	$54 < f_0 \leq 156.25$
ESR	80 Ω Max.	50 Ω Max.	40 Ω Max.	35 Ω Max.	80~100 Ω Max.

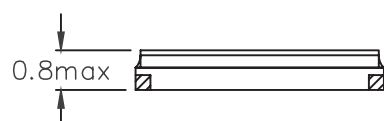
Please consult our sales representatives for other specifications. 如对其他规格查询, 请与我司销售人员联系。

Dimensions



DIMENSION (mm)

SOLDERING PATTERN (mm)



All specifications are subject to change without prior notice. 本公司保留修改规格的权利。